





















Item	Description	
9002	Spacer Bar	
9005	Bolt To Connect Oscillation Cylinder to Rod End	
9006	Bolt to Connect Oscillation Cylinder to Mounting Bar	
9007	Shock Absorber for Oscillation Cylinder Rod-End	
9012M	Oscillation Cylinder with Magnetic Activator	
9013M	Oscillation Cylinder - WOBBLE w/Magnetic Activator	
9017	3/8" Hydraulic Hose to Cylinder- 24"	








Item	Description	
9018	3/8" Hydraulic Hose to Cylinder- 26"	
9020	Skeet Horizontal Tension Spring	
9022	Skeet Target Finger	
9023	Singles Finger	
9024	Elevation Cog	
9025	Doubles Finger	
9026	Throw Arm	








Item	Description	
9026A	Throw Arm Rubber	
9026B	Throw Arm Rubber, Repaired by Pat-Trap	
9027	Throw Arm Brake Rubber	
9027A	Throw Arm Brake Flat Spring	
9027B	Throw Arm Brake Complete	
9027C	Throw Arm Brake Wedge w/bolt (no rubber)	
9029	Uni-Band -- Threaded Rod	

Item	Description	
9029A	Uni-Band Rod End to Clutch	
9029C	One Way Clutch for Uni Band Rod End	
9030	Main Shaft Clutch Assembly w/o Clutch	
9030I	International Main Shaft Clutch Assembly w/o Clutch	
9031	Main Spring Crank Handle	
9031A	Crank Handle Knob	
9031B	Nylon Washer	








Item	Description	
9031C	External tooth lock washer 4 per order	
9032	Uni-Band/Pair (Main Spring)	
9034	Main Shaft Clutch Assembly	
9034I	Main Shaft Clutch Assembly International	
9034-SW	Main Shaft Clutch Assembly	
9035-G	Cocking Pin Assembly	
9035A	Cocking Pin Bumper w/clutch system	








Item	Description	
9036A	Cocking Pin Shock Absorber w/o clutch system (Old G Style)..	
9040-SW	Throw Arm Backstop Ext Spring	
9040A-SW	Throw Arm Backstop Bolt with nut 1 1/4-28	
9040B-SW	Throw Arm Backstop, Plastic	
9041	Target Brush	
9048-G	Hydraulic Motor - G Series	
9048-SW	Hydraulic Motor SW	






Item	Description	
9049	Chain and Link G 22 1/8" (for G machine)	
9049-SW	Chain and Link for SW machine 16 7/8" ..	
9050	Debris Deflector	
9060-G	Hydraulic Standard Valve -- Throw Arm/Turret	
9060-SW	Hydraulic Standard Valve - Throw Arm/Turret	
9061	Hydraulic Soft Shift Valve - Horizontal/Wobble Oscillation	
9062	Check Valve For Wobble	








Item	Description	
9075-SW	Target Elevator Hydraulic Cyl (Rebuilt)	
9077-G	Elevator Spring -- Extension	
9078-G	Elevator Spring -- Compression	
9079	Elevator Rod Guide - Plastic	
9080	Elevator guide - Plastic - (L) beveled corner	
9081	Elevator Guide - plastic - (R)	
9082	G Series Target Elevator	







Item	Description	
9083A-G	Elevator Bearing	
9097	Target Guide Spring #1 SW Only	
9100	Extension Spring/Roller Plates	
9101	Eye Bolt	
9102	Eye Bolt Anchor Bracket	
9104	O-Ring for Target Roller Wheels	
9114	Raised Roller Plate System Complete	








Item	Description	
9114 Jig-Z	SP30 Drill Jig	
9118	Singles Roller w/post (goes with raised roller plate system)	
9119A	Doubles Roller w/post (goes with raised roller plate system)	
9120	Single & Doubles Roller Bearing (3/8)	
9123- SW	Pinion Backstop Flat Spring	
9123B- SW	Pinion Backstop, Plastic	
9124- SW	#4 Micro Switch	








Item	Description	
9125-SW	#4 Switch Bracket, Micro Style Complete	
9128	8' Power cord for pump	
9129A	Pump Filter for Vickers Pump	
9130-G	4" Pulley for Pump	
9130-SW	5" Pulley for Pump	
9131	Electric Motor for Vickers Pump (F103)(SW & Early G)	
9131A	Electric Motor for Direct Drive Pump (F133)(SP143 or SP142)	








Item	Description	
9132	3" Pulley for Electric Motor	
9133	V-Belt for Vickers Pump..	
9134	Tube - light lube grease for grease gun	
9135	Oil - 5W20 - 5 Qrt Container	
9138	Direct Drive Pump Unit, Complete..Ask "SW" or "G"	
9139	8' High Pressure Hydraulic 3/8" hose - 3/4"Vickers threaded fitting or 9/16 Vickers	
9139B	8 1/2' Hydraulic Hose Return, 3/8" (SW & Early G) Vickers or SPX	








Item	Description	
9141A-G	42" Hydraulic return line takes male coupler. (Internal) SPX DD or Vickers	
9141B-G	54" Hydraulic return line takes female coupler. (Internal) SPX DD or Vickers (from pump)	
9142	O-Ring for Female Hydraulic Coupling	
9143	Hydraulic drain hose w/male coupler	
9144	Hydraulic Coupling, Female	
9145	Hydraulic Coupling, Male	
9146	90 Degree Long Adaptor to Hydraulic Hose	








Item	Description	
9147A	48" Hydraulic Return Line Hose, 3/8" (from pump)	
9147B	56" High Pressure Hydraulic Hose, 3/8" (female coupler) 9/16 SPx or 3/4 Vickers (from Pump)	
9149	Hose Clamp	
9150	Plastic Tank for Direct Drive Pump	
9151	Cap for Plastic Pump Oil Tank	
9198	Valve Wire (3-Wire) (30")	
9200	Counter	






Item	Description	
9200-SS	Counter for Solid State G	
9201	Male Connector for Pullcord	
9202	Female Lock Cap Connector for Pullcord	
9207	Fuse (3 AMP)	
9207-SS	Fuse (3 AMP) Littlefuse 2AG	
9208	Relay #2 10 AMP (8-Pin)	
9209-SW	Double Magnet & bolt	








Item	Description	
9209A-SW	#2 & #3 Switch Bracket Complete w/micro switches	
9209B-G	#2 & #3 Switch Bracket Complete w/switches	
9209C-G	#2 & #3 switch base bracket	
9209D-G	#2 & #3 switch bracket	
9209E-G	Thumb screw for #2 & #3 switch bracket	
9210-SS	1 1/4" Activator Bolt for #9209-SS	
9210-SW	1 1/4" Activator Bolt for #9209-SW	



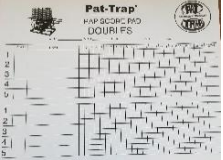

Item	Description	
9210A-G	1 1/8" Activator Bolt for #9210B-G	
9210B-G	#2 & #3 Switch Activator Cam	
9211	Proximity Switch (N/C Black Wires) (#11; #4; #2) SW	
9212	Proximity Switch (N/O Red Wires) (#12; #3; #5) SW	
9213-G	Micro Switch #2 or #3 with wire leads	
9213-SS	#2 Micro Switch	
9214-SW	Relay #1 (11-Pin)	

Item	Description	
9214-G	Latching 11 Pin Relay #2 & #4	
9215	Hamlin Magnet	
9216	Interrupter (Not for SS machines)	
9217-SW	Solid State Relay	
9218	Push Button Manual for Left/Right (Not for SS machine)	
9219	Toggle Switch Auto/Manual (not for SS machine)	
9219A	Auto/Manual Toggle w/leads (not for SS machine)	






Item	Description	
9220	Switch, On/Off	
9221	Switch On/Off/Release	
9222-G	#12 Left Angle N/O Reed Switch	
9223-G	#11 Right Angle N/C Reed Switch	
9224	Clamp for Angle Limit Reed Switch	
9226-SS	Main Board	
9227-SS	Auto/Manual Board	







Item	Description	
9228	Solid State Electrical System (Control Board and Box Complete)	
9228-W	Solid State Wobble Electrical System (Control Board and Box Complete)	
9229-SS	Power Control Box - Complete w/wiring (Wall mounted)	
9229-G	Power Control Box - Complete w/wiring (Wall mounted)	
9229-SW	Power Control Box - Complete w/wiring (Wall mounted)	
9229-SK	Power Control Box - Complete w/wiring (Wall mounted)	
9300	Skeet Turret UpRight	





Item	Description	
9301	Upright	
9304	Turret Bushing Cap	
9320	Pullcord, Complete	
9321	Trap Release for Pullcord	
9322	Switch for Trap Release	
9325	Skeet Pull Cord	
9326	Skeet Release For Pullcord	






Item	Description	
9400	Manual	
9425	Score Pad - Singles	
9430	Score Pad - Doubles	
9500	Pat-Trap Hat	
Latching Conv	Conversion of "G" to "Latching Relay System"	
Conv G to GSS	Conversion of "G" to "Solid State"	
Conv SW to GSS	Conversion of "SW" to "Solid State"	






Item	Description	
Conv SW to GSSW	Conversion of "SW" Wobble to "Solid State"	
Conv SWW to	Conversion of "SW" Wobble to "Solid State Wobble"	
IT	International Conversion	
P	Parts Kit -- G Series	
PSK	Parts Kit - Skeet Machine	
T	Automatic Single Doubles Machine	
W	Automatic Single Doubles Wobble Machine	


Item	Description	
SK	Pat-Trap Skeet	
SKW	Pat-Trap Skeet Wobble	
SP03	Pinion Base	
SP04	Pinion with Cam Follower	
SP05	Cam Follower	
SP06	Pinion	
SP07	5/8 Bearing	



Item	Description	
SP08	Pinion Shaft	
SP09	MTO Sprocket	
SP11-SW	Elevator Rod End	
SP13-G	Target Elevator	
SP14	Elevator Cam	
SP15-G	Elevator Rod End - Bearing Block w/o bearing	
SP15A-G	Elevator Rod End - Bearing Block w/bearing	




Item	Description	
SP16	Elevator Bearing for G	
SP20	1" Special Cam Clutch	
SP49	Reconditioned SW hydraulic motor w/clutch (2 bolt or 3 Bolt Pulley Wheel)	
SP60-SW	Clutch and Chain Sprocket 35B16/SW	
SP61-SW	Hydraulic Motor Drive Shaft with Clutch for SP60SW	
SP61A-SW	Hydraulic Motor Drive Shaft with Clutch for SP60SW (used)	
SP62-G	"G" Motor Shaft w/35B10T Sprocket & Bearing	




Item	Description	
SP63	Copper Tubing (Short and Long)	
SP70	Gear Belt Pulley	
SP82	Male/Female Power Cord	
SP86	12' 16/4 Control Box Wire	
SP87	Latching Relay Kit	
SP88	Latching Relay Wobble Kit	
SP91	2" Hydroline o-rings	

Item	Description	
SP92	2" Fiber Seal Gasket	
SP93	SPX Shaft Seal	
SP94	Hydrolin or Springville Rod Seal	
SP94D	Duromaster Rod Seal	
SP95R	Rod Seal Cylinder Repair	
SP96	Rebuilt magnetic cylinder G or SW	
SP98	Oscillation Cylinder Mounting Bar	



Item	Description	
SP101	Magnetic Ring for Oscillation Cylinder	
SP121	Throw Arm Shaft Key	
SP130-G	Timing Belt-570H	
SP130-SW	Timing Belt - 600H	
SP135	Gear Pully & Bushing for Hydraulic Motor	
SP138	Motor Mount Adaptor to Pump	
SP139	SPX Screen Filter	


Item	Description	
SP139 A	SPX Tube for Screen Filter	
SP140	Pump Vicker's Tank Cover Gasket	
SP141	SPX Pump Shaft Seal	
SP142	SPX Pump w/o motor w/hoses - DD Pump	
SP143	SPX Pump w/o motor w/o hoses - DD Pump	
SP144- Z	Buna O-Ring for SPX Pump	
SP145	Water Filter & Hardware Assembly	

Item	Description	
SP145 A	Oil Filter - water separator	
SP145 B	Oil Filter	
SP145 C	Oil Filter Hardware	
SP147	Used Electric Motor .5h	
SP148	Marathon Motor Fan F133 3/4 hp	
SP159	Turret Cog	
SP160	Turret, Complete	

Item	Description	
SP161	Skeet Turret, Complete	
SP162	King Pin	
SP163	Top Plate	
SP170	Wire Connector (ARL-LPCG50) for Valves	
SP180	Pillow block bearing (connect to the Red Thing)	
SP181	Flange Bearing (for the throw arm shaft)	
SP190	Throw Arm Backstop Milled Anchor Bolt with Nut	

Item	Description	
SP195	Stand-Off Collar/Crank Handle	
SP250	Straight Turret Bushing	
SP251	Flanged Turret Bushing	
SP300	Throw Arm Crank	
SP301	Cocking Arm	
SP320	Main Shaft Ball Bearing Flange (2 bolt)	
SP400	Red Thing	

Item	Description	
SP401	Pat-Trap Base	
SP402	Front Brace	
SP403	Rear Brace	
SP902 8-SW	Coil Spring (Main Spring)	
SP910 5	Singles Roller Plate - no roller	
SP910 6	Doubles Roller Plate - no roller	
SP910 6A	Roller Plate Bushing for surface mount only	

Item	Description	
SP910 6B	Doubles Roller Bolt	
SP910 6C	Singles Roller Bolt	
SP910 8	Bronze Roller Bushing	
SP911 7	Roller Wheel - Singles/Doubles..	
SP911 8	Roller Wheel - Singles..	
SP912 7-SW	#5 Switch Bracket	
SP922 5	Varistor	

Item**Description**

SP930 5-SW	Switch Bracket for Angle Limit Switch	
	Relay Socket	
	Decals	